



BELL...
MOUNT →

1/4" SQ.
SUPPORTS

2 1/16" M...
PUSHER









↑
DIFFERENTIAL





ORIGINAL
Wood Glue













Slab 1

Slab

3/8
5/16

3/8 x 1/4

3/8 x 15/16

Slab

Slab 2


3/8 x 15/16


Slab

3



Stab






Fuse

Fuse

*NOTE: 1/4" SHT BOTTOM LEFT FUSELAGE SIDE

*NOTE: 1/4" SHT SIDES DOUBLERS NOT SHOWN

*NOTE: ALL...



HATCH
1/8" PLY. w/ 1/8" LITE PLY
FRAME

LONG
1" BOLTS

1/8" LITE PLY
DOUBLERS



FUSE

1 1/8" WIDE PLY
FRAME

▲ = DENOTES
FUSE.
1 1/8" WIDE PLY
DOUBLE

PROFESSIONAL
Titelbond

Fuse

-20 NYLON
WING BOLTS

1/4" PLY
Δ STOCK

FILL

*NOTE

1/4" SHT BATTEN

OR MOUNT

1/4" PLY



RIGHT TOP


4" SQ. BRIDGE

4" LONG

MARK 10

-Metalair®

WICKGRIP



K-GRIP

Bar and Spreader
à Barre et Écarteur
Extensor de Barra


WYTOOL


10-24 NYLON

ORI
WOOD


















VC7W





Fuse

gear mount

gear support

2

back front



fire wall

















